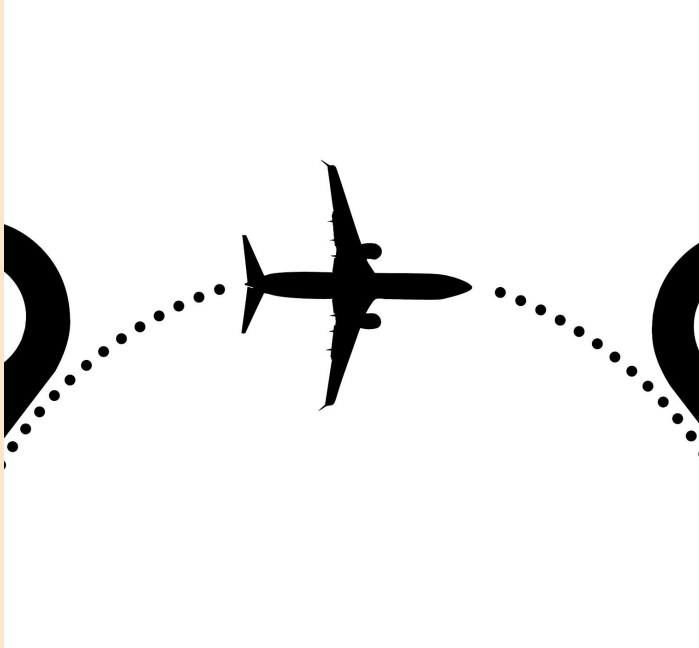


Traveling: Week 5

© ELL Advocates




Traveling



- Traveling
- Family trips
- Modes of transportation

© ELL Advocates

Directions



You will need paper and coloring utensils for this!

© ELL Advocates

Activity 1: Create your traveling inventory


Draw traveling symbols

- Create drawings of the items on one side of your chart.



Write the Arabic Words

- Write the Arabic words on the other side of the chart



Activity 2: Create your traveling diary

Chart

- Select 5 places that you would like to go. List them on the left side of your chart.

Explanation

- Write an explanation where you would like to travel. This should go on the right side of your chart.



Places	Explanation

Activity 3

Descriptive Speech

- Each student will take turns presenting their inventories.



Wrap-Up



1. What new travel items did you learn about?
2. What new information did you learn?